

AXIS A1214 Network Door Controller Kit

All-in-one for up to four doors

This all-in-one, out-of-the-box-ready kit can control up to four doors. It includes four AXIS A1210-B units enclosed in AXIS TQ1808-VE Surveillance Cabinet, a robust, vandal-resistant IK10, IP66, and NEMA 4x-rated cabinet and all powered by PoE cable. Fully integrated within Axis end-to-end solutions, it's optimized for both small and large installations and supports flexible authentication using various credentials. This cost-effective kit offers fast and easy installation. With intelligence on the edge, it can internally handle all tasks related to door access—even if the network is down. Furthermore, thanks to built-in cybersecurity features, it prevents unauthorized access and safeguards your system.

- > [Complete control for four doors](#)
- > [Vandal-resistant enclosure](#)
- > [Intelligence on the edge](#)
- > [Built-in cybersecurity features](#)
- > [Fully integrated within Axis end-to-end solutions](#)



AXIS A1214 Network Door Controller Kit

Components	4x AXIS A1210-B Network Door Controller 1x AXIS TQ1808-VE Surveillance Cabinet 1x AXIS TA1601 Mounting Plate
Approvals	
Product markings	UL/cUL, KC, EAC, VCCI
Supply chain	TAA compliant
EMC	EN 55035, EN 55032 Class B, EN 61000-3-2, EN 61000-3-3 Korea: KC KN32 Class B, KC KN35
Safety	IEC/EN/UL 62368-1, IEC/EN 60950-1
General	
Casing	IP66-, NEMA 4X- and IK10-rated Polycarbonate Stainless steel mounting plate Color: white NCS S 1002-B and stainless steel
Mounting	Wall mount
Operating conditions	0 °C to 70 °C (32 °F to 158 °F) Humidity 20–85% RH (non-condensing)
Storage conditions	-40 °C to 70 °C (-40 °F to 158 °F)
Dimensions	For the overall product dimensions, see the dimension drawing in this datasheet.
Weight	5.97 kg (13.2 lb)

Box content	Installation guide, connector kit (mounted), grounding kit, cable ties, pre-mounted cable gaskets, pre-mounted DIN rail, cable clamps, cable straps, power cover, device mounting bracket
System tools	AXIS Site Designer, AXIS Device Manager, product selector, accessory selector Available at axis.com
Languages	English, German, French, Spanish, Italian, Russian, Simplified Chinese, Japanese, Korean, Portuguese, Polish, Traditional Chinese
Warranty	5-year warranty, see axis.com/warranty
Part numbers	Available at axis.com/products/axis-a1214#part-numbers
Sustainability	
Substance control	PVC free, BFR/CFR free in accordance with JEDEC/ECA Standard JS709 RoHS in accordance with EU RoHS Directive 2011/65/EU and EN 63000:2018 REACH in accordance with (EC) No 1907/2006. For SCIP UUID, see echa.europa.eu
Materials	Screened for conflict minerals in accordance with OECD guidelines To read more about sustainability at Axis, go to axis.com/about-axis/sustainability
Environmental responsibility	axis.com/environmental-responsibility Axis Communications is a signatory of the UN Global Compact, read more at unglobalcompact.org

AXIS A1210-B Network Door Controller

Door controller	
Readers	Up to 2 OSDP readers (multi-drop) or 1 Wiegand reader per controller OSDP Secure Channel supported
Doors	1 door
Credentials	Qualified for up to 250 000 credentials stored locally
Event buffer	Qualified for up to 250 000 events stored locally
Power	
	Power in: 12 V DC, max 36 W, or Power over Ethernet (PoE) IEEE 802.3at, Type 2 Class 4 Relay: 1x relay NO/NC, max 2 A DC Power out lock: 12/24 V, jumper configurable Powered by PoE: max 900 mA at 12 V DC, max 450 mA at 24 V DC Powered by DC: max 1600 mA at 12 V DC, max 800 mA at 24 V DC Power out reader: 12 V DC, max 500 mA Total power budget for peripheral devices (locks, readers etc.): 2100 mA at 12 V if powered by DC, 1400 mA at 12 V if powered by PoE Class 4
I/O interface	
Reader	DC output: 12 V, max 500 mA Data: OSDP, Wiegand I/O: Three open drain outputs, max 30 V, 100 mA each One supervised input
Door	DC output: 12/24 V, jumper configurable Power output: See the Power section I/O: REX and door position sensor supervised inputs Output relays: one relay, Form-C contacts: 2 A at 30 V DC, resistive
Auxiliary	DC output: 12 V, 50 mA I/O: Two ports, configurable inputs or outputs
External	External tamper supervised input Alarm supervised input
Supervised input	Configurable input for reader interface, door REX input, door position sensor input, and AUX Programmable end-of-line resistors, 1 K, 2.2 K, 4.7 K and 10 K, 1 %, ¼ watt standard One unsupervised input dedicated for cabinet tamper
Cable requirements	
	Wire size for connectors: CSA: AWG 28–16, CUL/UL: AWG 30–14 DC power and relay: AWG 18–16

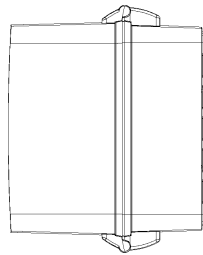
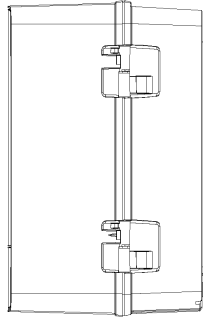
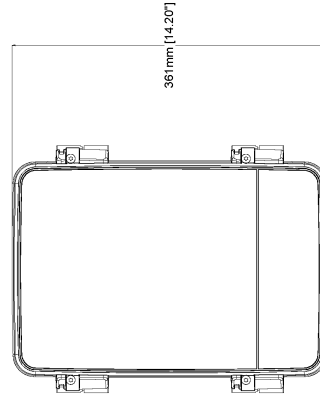
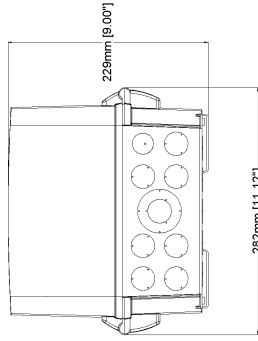
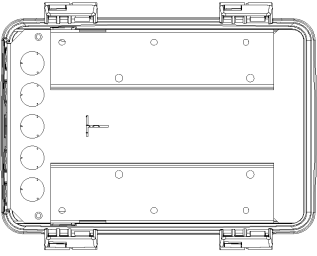
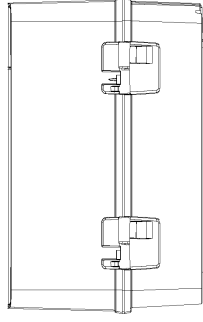
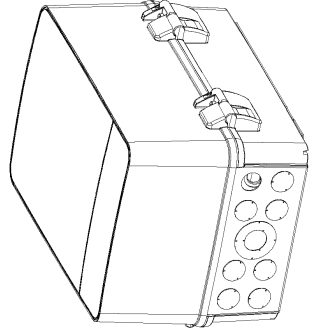
	Ethernet and PoE: STP CAT 5e or higher Reader data (RS485): 1 twisted pair with shield, 120 ohm impedance, qualified for up to 1000 m (3281 ft) Reader data (Wiegand): Qualified for up to 150 m (500 ft) Reader powered by controller (RS485): AWG 20–16, qualified for up to 200 m (656 ft) ^a Reader powered by controller (Wiegand): AWG 20–16, qualified for up to 150 m (500 ft) ^b I/Os as inputs: Qualified for up to 200 m (656 ft)
System on chip (SoC)	
Memory	512 MB RAM, 2 GB Flash
Network	
Network protocols	IPv4, IPv6, HTTP, HTTPS, TLS, QoS Layer 3 DiffServ, SMTP, mDNS (Bonjour), UPnP, SNMP v1/v2c/v3 (MIB-II), DNS/DNSv6, DDNS, NTP, RTSP, RTCP, RTP, TCP, UDP, IGMPv1/v2/v3, DHCPv4/v6, SOCKS, SSH, MQTT v3.1.1, Syslog
System integration	
Application Programming Interface	Open API for software integration, including VAPIX®, metadata and AXIS Camera Application Platform (ACAP); specifications at axis.com/developer-community . ACAP includes Native SDK. One-click cloud connection
Video management systems	Compatible with AXIS Camera Station, video management software from Axis' Application Development Partners available at axis.com/vms
Tamper detection	Removal of unit cover/tamper front Reader tamper Tilting, vibration
Approvals	
Product markings	UL/cUL, KC, EAC, VCCI
Supply chain	TAA compliant
EMC	EN 55035, EN 55032 Class B, EN 61000-3-2, EN 61000-3-3 Korea: KC KN32 Class B, KC KN35
Safety	IEC/EN/UL 62368-1, IEC/EN 60950-1, UL 294
Cybersecurity	
Edge security	Software: Signed firmware, brute force delay protection, digest authentication, password protection Hardware: Axis Edge Vault cybersecurity platform Secure element (CC EAL 6+), secure keystore, secure boot

Network security	IEEE 802.1X (EAP-TLS) ^c , IEEE 802.1AR, HTTPS/HSTS ^c , TLS v1.2/v1.3 ^c , Network Time Security (NTS), X.509 Certificate PKI, IP address filtering
Documentation	<i>AXIS OS Hardening Guide</i> <i>Axis Vulnerability Management Policy</i> <i>Axis Security Development Model</i> To download documents, go to axis.com/support/cybersecurity/resources To read more about Axis cybersecurity support, go to axis.com/cybersecurity
General	
Casing	Aluminum Color: white NCS S 1002-B
Mounting	Cabinet mount ^d DIN rail mount ^d Stack mount ^d
Connectors	Network: Shielded RJ45 10BASE-T/100BASE-TX/1000BASE-T PoE I/O: Terminal blocks for DC power, inputs/outputs, RS485/Wiegand, relay. Detachable and color coded connectors for ease of installation. Wire size for connectors: CSA: AWG 28–16, CUL/UL: AWG 30–14
Operating conditions	0 °C to 70 °C (32 °F to 158 °F) Humidity 20–85% RH (non-condensing)
Storage conditions	–40 °C to 70 °C (–40 °F to 158 °F)
Dimensions	For the overall product dimensions, see the dimension drawing in this datasheet.
Weight	425 g (0.9 lb)
Box content	door controller, installation guide, connector kit (mounted), grounding kit, cable ties
Optional accessories	AXIS TA4701 Access Card AXIS TA4702 Key Fob AXIS TA1801 Top Cover AXIS TA1901 DIN Rail Clip

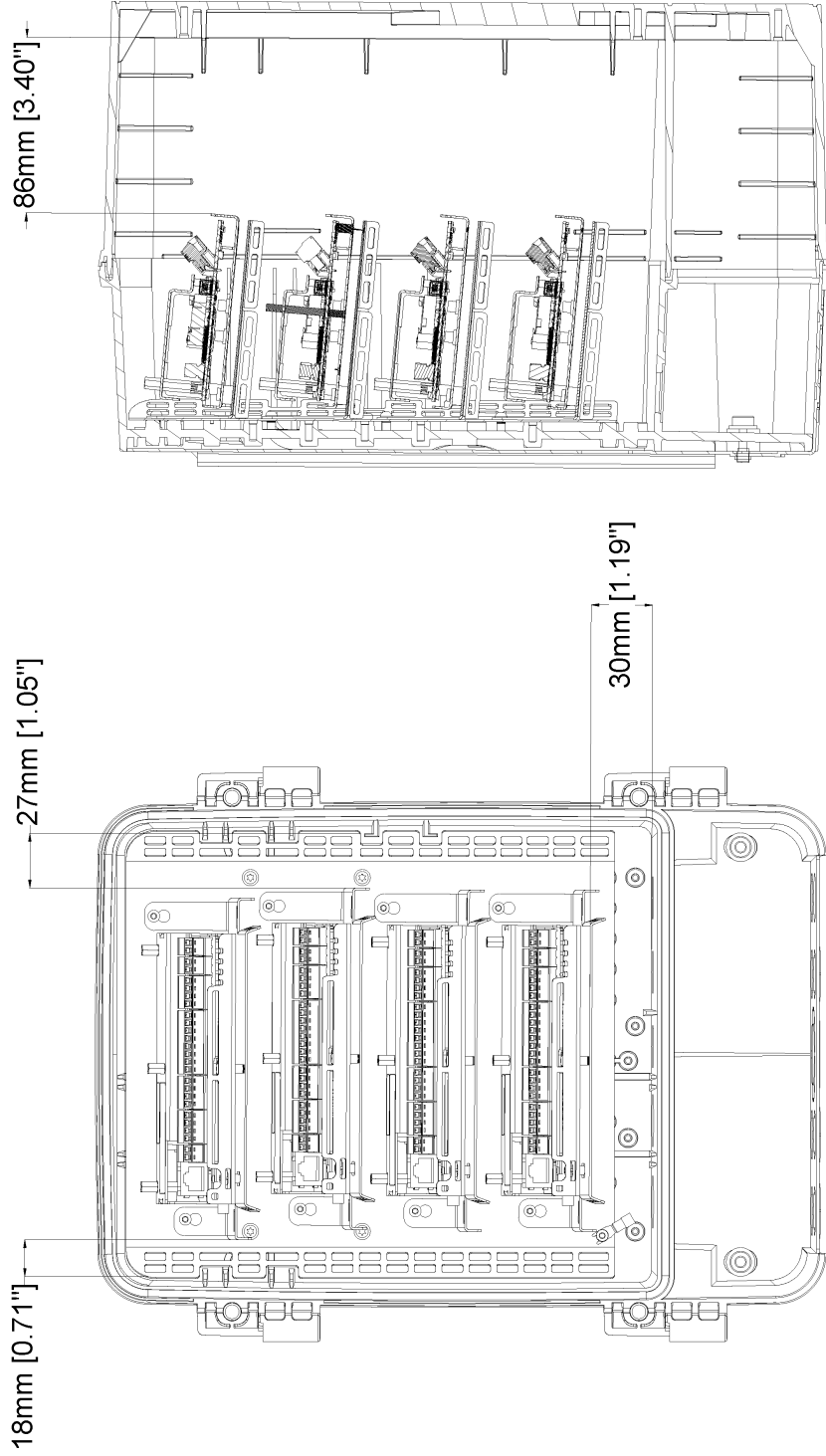
	AXIS TA1902 Access Control Connector Kit ^e AXIS TQ1808-VE Surveillance Cabinet ^e AXIS 30 W Midspan ^e AXIS 30 W Midspan AC/DC ^e AXIS T8006 PS12 ^e For more accessories, go to axis.com/products/axis-a1210-b
System tools	AXIS Site Designer, AXIS Device Manager, product selector, accessory selector Available at axis.com
Languages	English, German, French, Spanish, Italian, Russian, Simplified Chinese, Japanese, Korean, Portuguese, Polish, Traditional Chinese
Warranty	5-year warranty, see axis.com/warranty
Part numbers	Available at axis.com/products/axis-a1210-b#part-numbers
Sustainability	
Substance control	PVC free, BFR/CFR free in accordance with JEDEC/ECA Standard JS709 RoHS in accordance with EU RoHS Directive 2011/65/EU and EN 63000:2018 REACH in accordance with (EC) No 1907/2006. For SCIP UUID, see echa.europa.eu
Materials	Screened for conflict minerals in accordance with OECD guidelines To read more about sustainability at Axis, go to axis.com/about-axis/sustainability
Environmental responsibility	axis.com/environmental-responsibility Axis Communications is a signatory of the UN Global Compact, read more at unglobalcompact.org

- Depending on the reader's voltage and current input range. Evaluated with A4020-E and A4120-E.
- Depending on the reader's voltage and current input range.
- This product includes software developed by the OpenSSL Project for use in the OpenSSL Toolkit. (openssl.org), and cryptographic software written by Eric Young (eyay@cryptsoft.com).
- Shall be mounted in UL listed UL 294 enclosure with tamper switch.
- Not intended for UL 294

Dimension drawing



Revision	v.01	Revision date	2023-04-26
Paper size	A4	Release date	2023-04-26
Created by	MS	Scale	1:1



AXIS A1214 Network Door Controller Kit

www.axis.com

Revision	v.01	Revision date	2023-04-26
Paper size	A4	Release date	2023-04-26
Created by	MS	Scale	1:3

© 2023 Axis Communications

Key features and technologies

Axis Edge Vault

Axis Edge Vault is the hardware-based cybersecurity platform that safeguards the Axis device. It forms the foundation that all secure operations depend on and offers features to protect the device's identity, safeguard its integrity from factory and protect sensitive information from unauthorized access.

Establishing the root of trust starts at the device's boot process. In Axis devices, the hardware-based mechanism **secure boot** verifies the operating system (AXIS OS) that the device is booting from. AXIS OS, in turn, is cryptographically signed (**signed firmware**) during the build process. Secure boot and signed firmware tie into each other and ensure that the firmware has not been tampered with during the lifecycle of the device and that the device only boots from authorized firmware. This creates an unbroken chain of cryptographically validated software for the chain of trust that all secure operations depend on.

From a security aspect, the **secure keystore** is the critical building-block for protecting cryptographic information used for secure communication (IEEE 802.1X, HTTPS, Axis device ID, access control keys etc..) against malicious extraction in the event of a security breach. The secure keystore is provided through a Common Criteria and/or FIPS 140 certified hardware-based cryptographic computing module. Depending on security requirements, an Axis device can have either one or multiple such modules, like a TPM 2.0 (Trusted Platform Module) or a secure element, and/or a system-on-chip (SoC) embedded Trusted Execution Environment (TEE).

To read more about Axis Edge Vault, go to axis.com/solutions/edge-vault.

For more information, see axis.com/glossary