

DHI-VTO4202F-P

Modular Outdoor Station



- Modules make the device with great expansibility
- Anodized front aluminum panel; IK07
- Supports voice and video communication
- 2 MP high definition fisheye camera with 160° view range
- Access control function; controls two locks
- Compatible with 2-wire interface and RJ45 interface
- Surface mount and flush mount
- IP65 (Apply silica gel to gaps between the device and the wall. Liquid sodium silicate is recommended. For details, see the quick start guide.)



Technical Specification

| | |
|-------------------------------|---|
| Model | DHI-VTO4202F-P |
| System | |
| Main Processor | SoC processor |
| Operating System | Embedded Linux operation system |
| Network Protocol | IPv4, RTSP, RTP, TCP, UDP, SIP, P2P |
| Basic | |
| Camera | CMOS Low illumination 2MP HD colorful 160° fisheye camera |
| Angle of View | H:160°, V:82°, D:180° |
| Focal Length | 1.95 mm |
| WDR | WDR |
| Noise Reduction | Noise suppression and echo cancellation |
| Video Encoding | H.264 |
| Frame Rate | PAL: 25 fps; NTSC: 30 fps |
| Video Bit Rate | 256K to 2M |
| Light Compensation | IR light |
| Day/Night Switch | Yes |
| Audio Encoding | PCM G.711 A G.711 U |
| Audio Input | Built-in omnidirectional microphone |
| Audio Output | Built-in loudspeaker |
| Audio Bit Rate | 16Khz 16bit |
| Function | |
| Communication Methods | Digital communication |
| Unlock Mode | Remote unlocking |
| Auto Snapshot | Yes |
| Leave Videos or Text Messages | Yes |
| Web Configuration | Yes |

Performance

| | |
|-----------------------|---|
| Housing Material | Aluminum |
| Port | |
| RS-485 Port | 1 RS-485 half-duplex port |
| Alarm Output Port | 1 |
| Power Output Port | 1-ch 12 VDC output 100mA |
| Unlock Button | Exit button for opening the door |
| Door Status Detection | Detects door magnetic status |
| Door Lock Control | NC/COM/NO |
| Ethernet Port | 10/100 Mbps self-adaptive Ethernet/2-wire |

Alarm

| | |
|--------------|--------------|
| Tamper Alarm | Tamper alarm |
|--------------|--------------|

Regular

| | |
|---------------------|---|
| Ingress Protection | IP65 (Apply silica gel to gaps between the device and the wall. Liquid sodium silicate is recommended. For details, see the quick start guide.) |
| Appearance Color | Silver |
| Housing Material | Aluminum |
| Power Supply Mode | 12 VDC/2-Wire IP Interface/PoE |
| Installation Method | Surface mount and flush mount |
| Accessory | Mounting box |
| Dimensions | 100mm×100mm×49.30mm (3.94"×3.94"×1.94") |
| Protection Grade | IK07, IP65 (Apply silica gel to gaps between the device and the wall. Liquid sodium silicate is recommended. For details, see the quick start guide.) |
| Working Temperature | -20°C to +60°C (-4°F to +140°F) |
| Working Humidity | 10%RH-90%RH |
| Power Consumption | ≤12W |
| Net Weight | 0.35kg (0.77 lb) |
| Gross Weight | 0.4kg (0.88 lb) |

| | | | |
|-----------------------|---|---|--|
| Model | DHI-VTO4202F-MB1 DHI-VTO4202F-MB2 | DHI-VTO4202F-MB5 | DHI-VTO4202F-MF |
| System | | | |
| Main Processor | Embedded MCU processor | | |
| Capacity | | | |
| Fingerprint | - | 3000 | |
| Button | | | |
| Button Type | Mechanical button | | - |
| Port | | | |
| Power Output Port | 5V DC (Provide power for other modules) | | |
| Regular | | | |
| Power Supply Mode | 5V DC (Provided with power by other modules) | | |
| Color | Silver | | |
| Dimensions | 100mm×49.90mm×30.50mm (3.94"×1.96"×1.20") | 100mm×100mm×31mm (3.94"×3.94"×1.22") | 100mm×100mm×38.50mm (3.94"×3.94"×1.52") |
| Protection Grade | IK07; IP65 (Apply silica gel to gaps between the device and the wall. Liquid sodium silicate is recommended. For details, see the quick start guide.) | | |
| Operating Temperature | -20°C to +60°C (-4°F to +140°F) | | |
| Operating Humidity | 10%RH–90%RH | | |
| Power Consumption | 1W | | |
| Appearance Color | Silver | | |

| | | |
|-----------------------|---|--|
| Model | DHI-VTO4202F-MK | DHI-VTO4202F-ML |
| System | | |
| Main Processor | Embedded MCU processor | |
| Button | | |
| Button Type | Metal backlight keyboard (0–9, *, #) | - |
| Indicator | | |
| Indicator Lights | - | 3 |
| Port | | |
| Power Output Port | 5V DC (Provide power for other modules) | |
| Regular | | |
| Power Supply Mode | 5V DC (Provided with power by other modules) | |
| Color | Silver | |
| Dimensions | 100mm×100mm×31mm (3.94"×3.94"×1.22") | 100mm×49.90mm×28.50mm (3.94"×1.96"×1.12") |
| Protection Grade | IK07; IP65 (Apply silica gel to gaps between the device and the wall. Liquid sodium silicate is recommended. For details, see the quick start guide.) | |
| Operating Temperature | -20°C to +60°C (-4°F to +140°F) | |
| Operating Humidity | 10%RH–90%RH | |
| Power Consumption | 1W | |

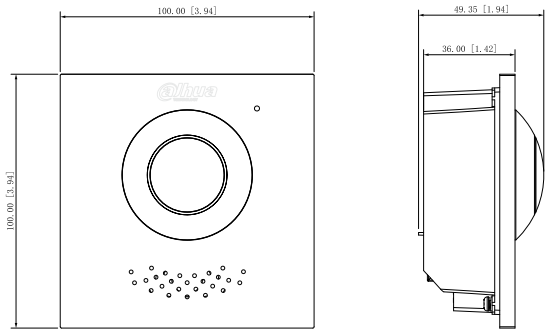
| | | |
|-----------------------|---|--|
| Model | DHI-VTO4202F-MR | DHI-VTO4202F-MS |
| System | | |
| Main Processor | Embedded MCU processor | |
| Capacity | | |
| Card | 10000 | - |
| Display | | |
| Display | - | 3.0 inch STN display |
| Port | | |
| Power Output Port | 5V DC (Provide power for other modules) | |
| Regular | | |
| Power Supply Mode | 5V DC (Provided with power by other modules) | |
| Color | Silver | |
| Dimensions | 100mm×49.90mm×28.50mm (3.94"×1.96"×1.12") | 100mm×100mm×28.50mm (3.94"×3.94"×1.12") |
| Protection Grade | IK07; IP65 (Apply silica gel to gaps between the device and the wall. Liquid sodium silicate is recommended. For details, see the quick start guide.) | |
| Operating Temperature | -20°C to +60°C (-4°F to +140°F) | |
| Operating Humidity | 10%RH–90%RH | |
| Power Consumption | 1W | |

| | |
|------------------|---|
| Model | DHI-VTO4202F-MN |
| Regular | |
| Appearance color | Silver |
| Dimensions | 100mm×49.90mm×28.50mm(3.94"×1.96"×1.12") |
| Protection grade | IK07; IP65 (Apply silica gel to gaps between the device and the wall. Liquid sodium silicate is recommended. For details, see the quick start guide.) |

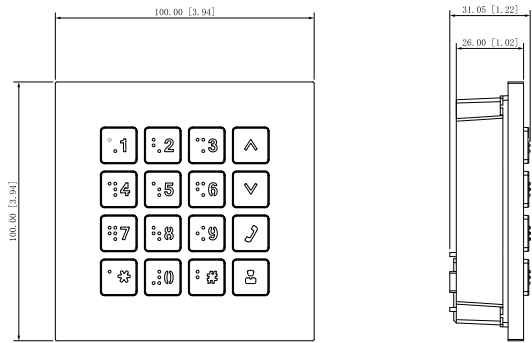
Ordering Information

| Type | Part Number | Description |
|-------------|------------------|------------------------------|
| Modules | DHI-VTO4202F-P | Camera module |
| | DHI-VTO4202F-MB1 | One-button module |
| | DHI-VTO4202F-MB2 | Two-button module |
| | DHI-VTO4202F-MB5 | Five-button module |
| | DHI-VTO4202F-MS | Display module |
| | DHI-VTO4202F-ML | Indicator module |
| | DHI-VTO4202F-MK | Keyboard module |
| | DHI-VTO4202F-MF | Fingerprint module |
| | DHI-VTO4202F-MR | Card swiping module |
| Accessories | DHI-VTO4202F-MN | Blank Module |
| | VTM125 | Two-modular mounting plate |
| | VTM126 | Three-modular mounting plate |
| | VTM127 | Two-modular mounting box |
| | VTM128 | Three-modular mounting box |

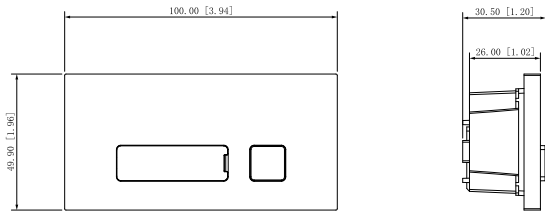
Dimensions (mm[inch])



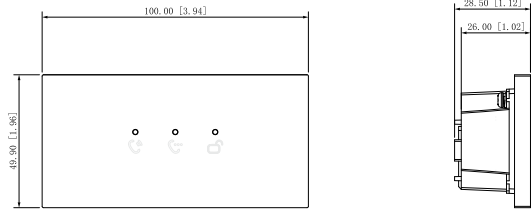
DHI-VTO4202F-P



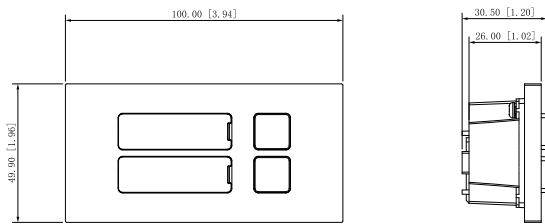
DHI-VTO4202F-MK



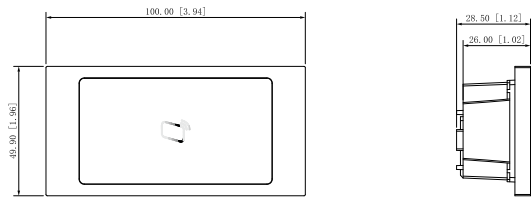
DHI-VTO4202F-MB1



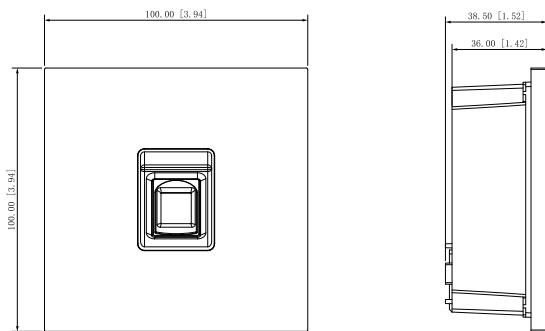
DHI-VTO4202F-ML



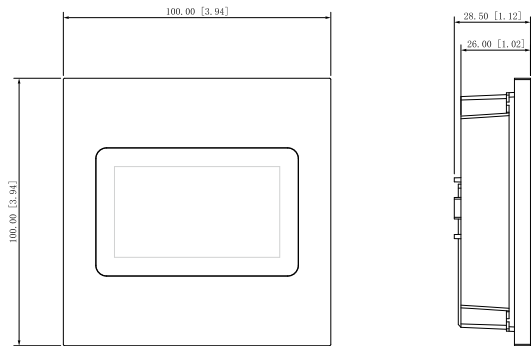
DHI-VTO4202F-MB2



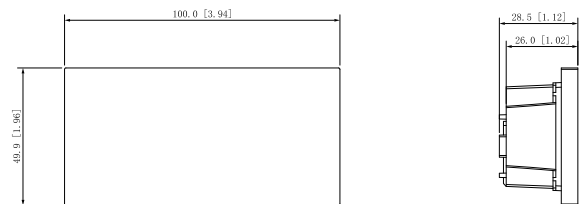
DHI-VTO4202F-MR



DHI-VTO4202F-MF



DHI-VTO4202F-MS



DHI-VTO4202F-MN

Application

